

(

&

(

&

&

&

2022/23

The School Act requires that school district financial statements be externally audited

KPMG LLP has issued an unqualified audit report for 2022/23

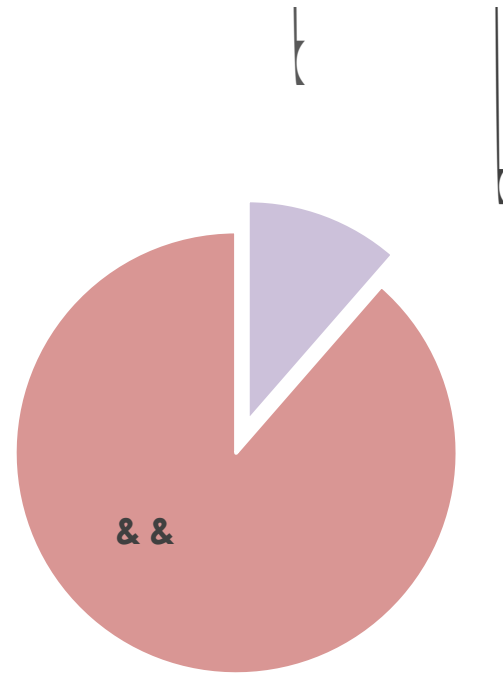
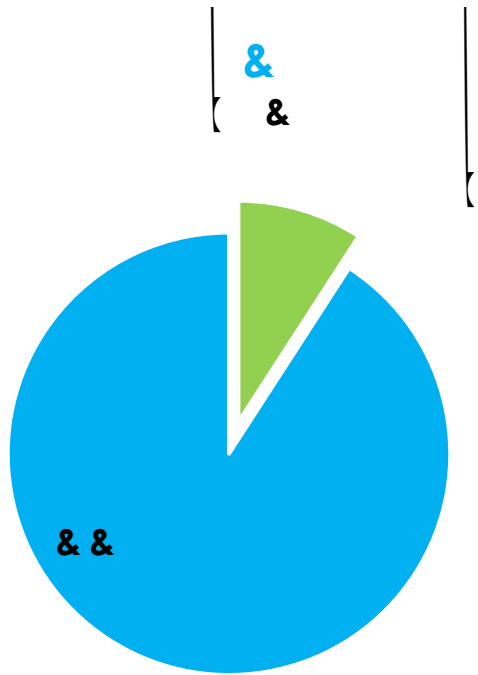
Financial statements were prepared under Canadian Public Sector Accounting Standards (PSAS) with a standardized template from the BC Ministry of Education and Child Care



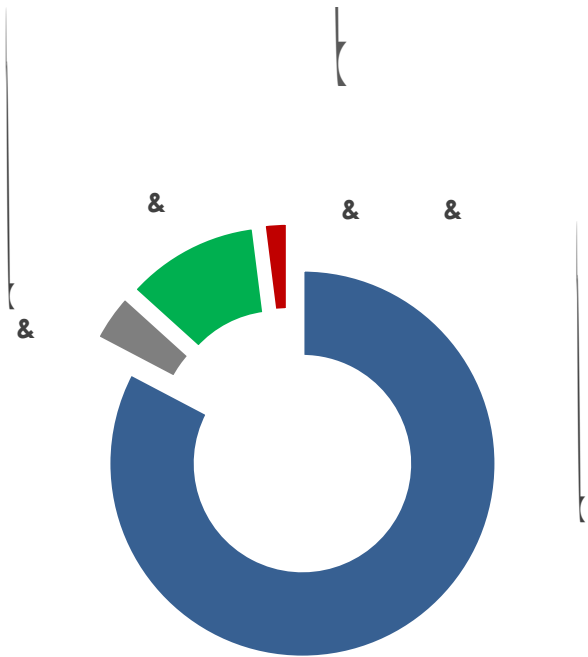
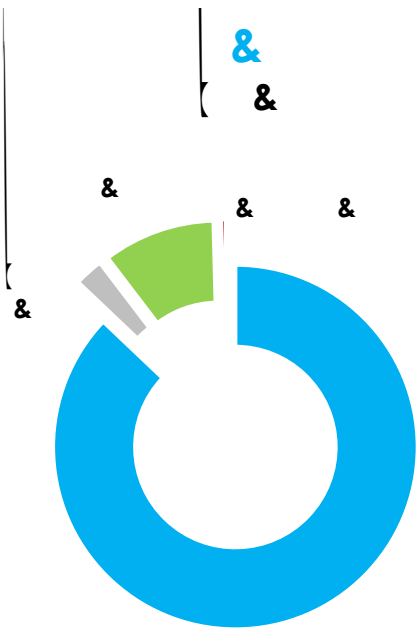
	&		&		
Ministry of Education & Child Care	\$	262,879,814	\$	261,941,864	\$ 937,950 0.4%
Tuition		21,436,180		22,848,156	(1,411,976) -6.2%
Other Revenue		10,782,923		2,708,508	8,074,415 298.1%



&



&



& &

&

]

& & [] &


&

Net Expenses for the Year	\$	4,548,414	\$	(1,971,692)
Transfers to Other Funds		(6,609,510)		(6,609,510)
Balance, Beginning of Year		10,929,670		10,929,670
& &		&		

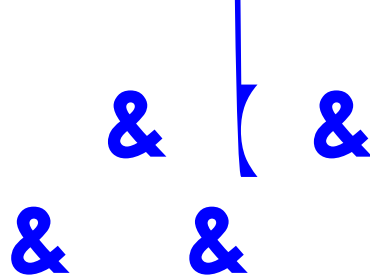
& &

&

				& &	
&					
Ensuing Year's Budget Appropriation			\$ 3,033,082	\$ 3,033,082	\$ -
School Funds, Learning Resources and Program Development			1,086,472	983,257	\$ 103,215
School Generated Funds			3,174,291	-	\$ 3,174,291
Other District Committed Expenditures			1,199,830	1,167,747	\$ 32,083
&	&				
&	& &	&			



&		
Annual Facility Grant - Operating portion	\$	931,106
Learning Improvement Fund		847,299
StrongStart		384,000
Ready, Set, Learn		100,450
Official Languages in Education French Programs		350,290
CommunityLINK		2,520,455
Classroom Enhancement Fund		15,952,499
Provincial Resource Programs		7,993,410
IRCC - Language and Settlement Programs		4,955,986
Student & Family Affordability Fund		2,377,676



	&	&				&
Local Capital	\$	20,210,143	\$	943,155	\$	19,266,988
MECC Bylaw Capital		240,347		1,372,817		(1,132,470)
MECC Restricted Other Capital		541,089		1,233,755		(692,666)
Land Capital		34,875,742		31,291,395		3,584,347
Other Provincial Capital		2,141,031		341,636		1,799,395
Other Capital		-		1,281,430		(1,281,430)
&						

&